

Diversity & Equality Survey Results

All Data valid as of 04/11/2016

Of 91 total replies, 68 were completed using the online form:

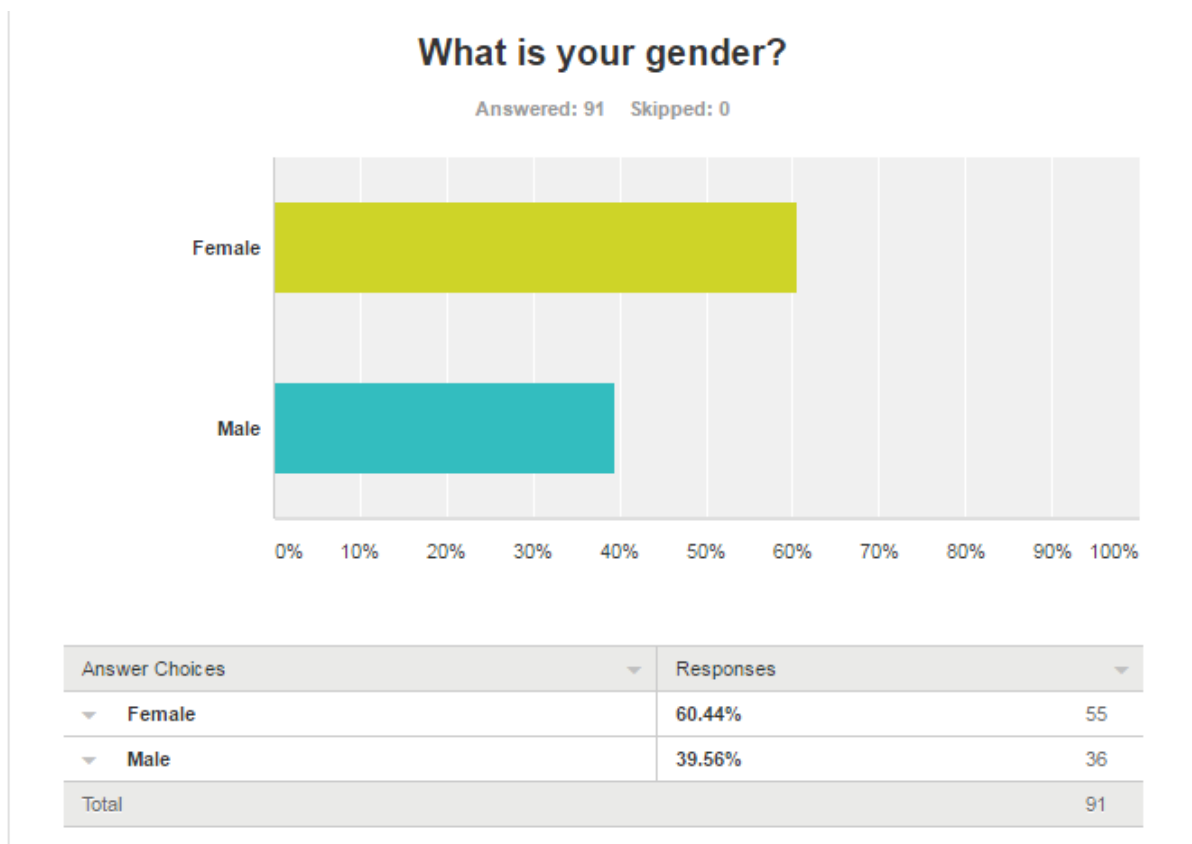
<https://www.surveymonkey.co.uk/r/ZGQQRHH>

22 Replies were via Email

1 Reply was by an initial test email.

Please note that this data was collected anonymously

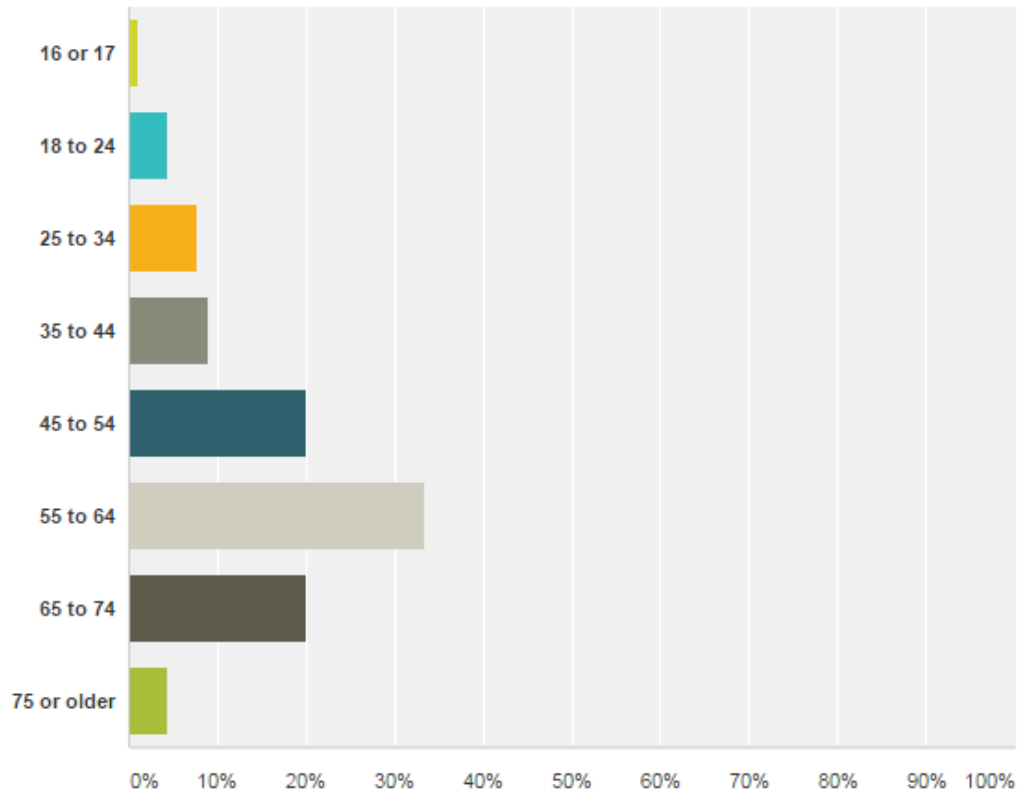
Question 1:



Question 2:

What is your age?

Answered: 90 Skipped: 1

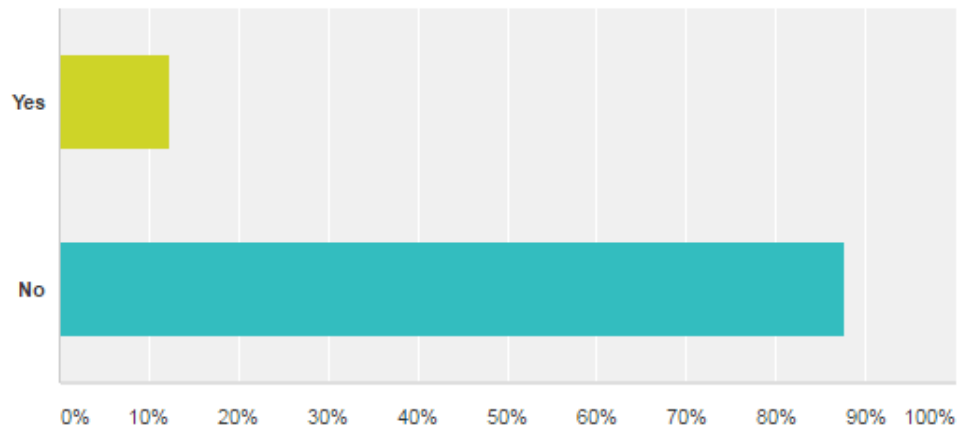


Answer Choices	Responses
16 or 17	1.11% 1
18 to 24	4.44% 4
25 to 34	7.78% 7
35 to 44	8.89% 8
45 to 54	20.00% 18
55 to 64	33.33% 30
65 to 74	20.00% 18
75 or older	4.44% 4
Total	90

Question 3:

Do you consider yourself to have a disability?

Answered: 90 Skipped: 1

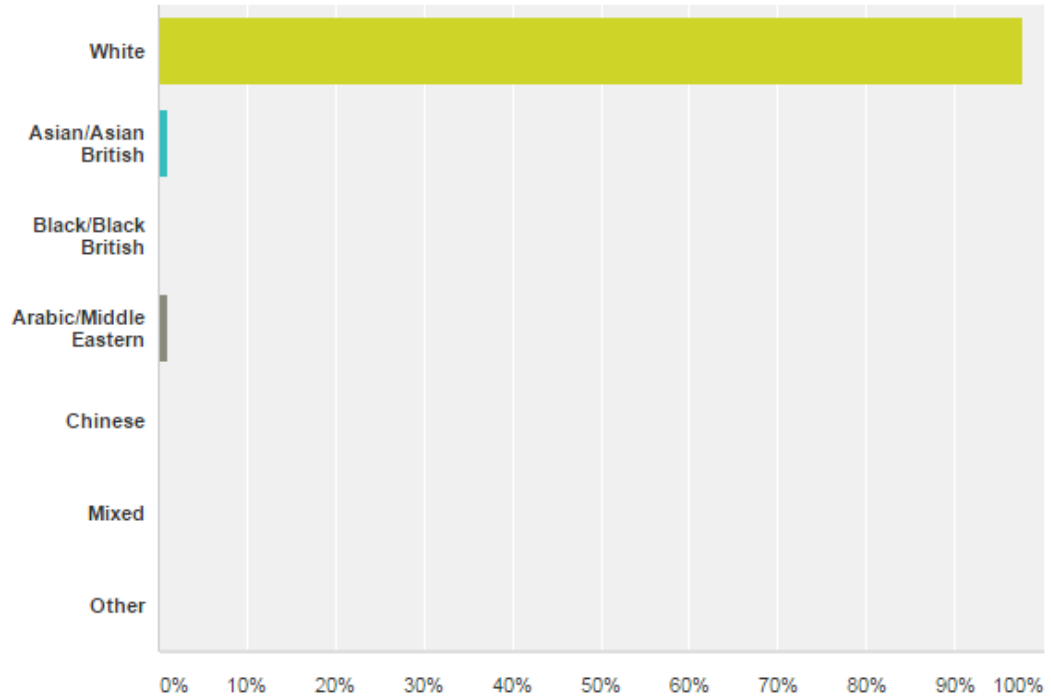


Answer Choices	Responses
Yes	12.22% 11
No	87.78% 79
Total	90

Question 4:

What is your ethnicity?

Answered: 90 Skipped: 1



Answer Choices	Responses
White	97.78% 88
Asian/Asian British	1.11% 1
Black/Black British	0.00% 0
Arabic/Middle Eastern	1.11% 1
Chinese	0.00% 0
Mixed	0.00% 0
Other	0.00% 0
Total	90